

Manual N° 7402


06/20

OPTION

Electrical strike plate




*2-leaf gate
& Wicket door*



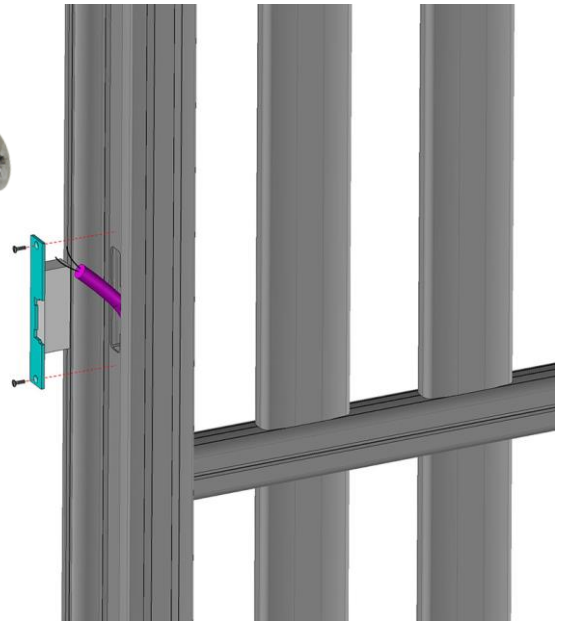
(Document reserved for installers)

Installation


On 2-leaf Gates



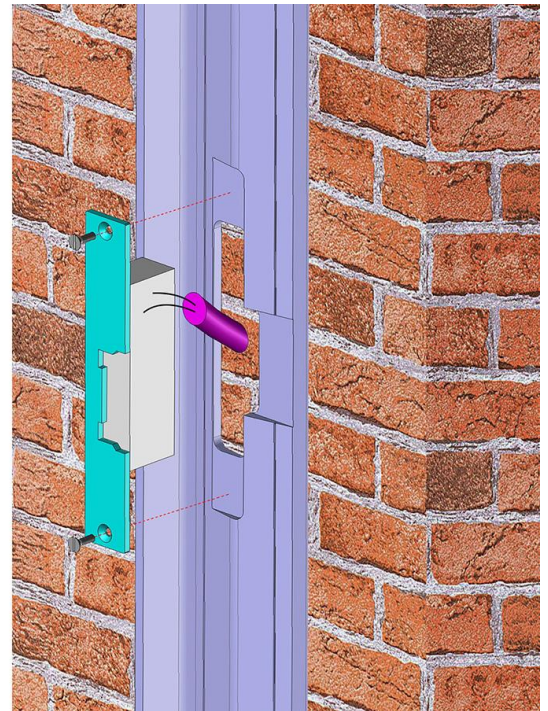
2 self-drilling screws
TF Ø4,2x25



On Wicket door



2 self-drilling screws
TF Ø4,2x25



Duct outlet height from the floor
= Handle height (1050 mm) + 20 mm