

# Manual N° 6465

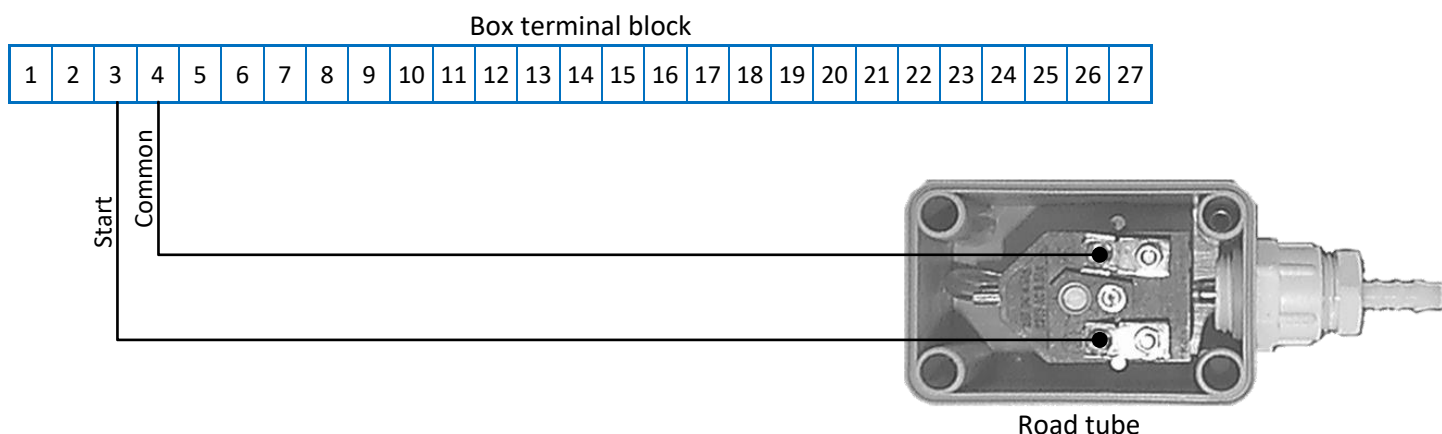
09/24

## CONNECTION

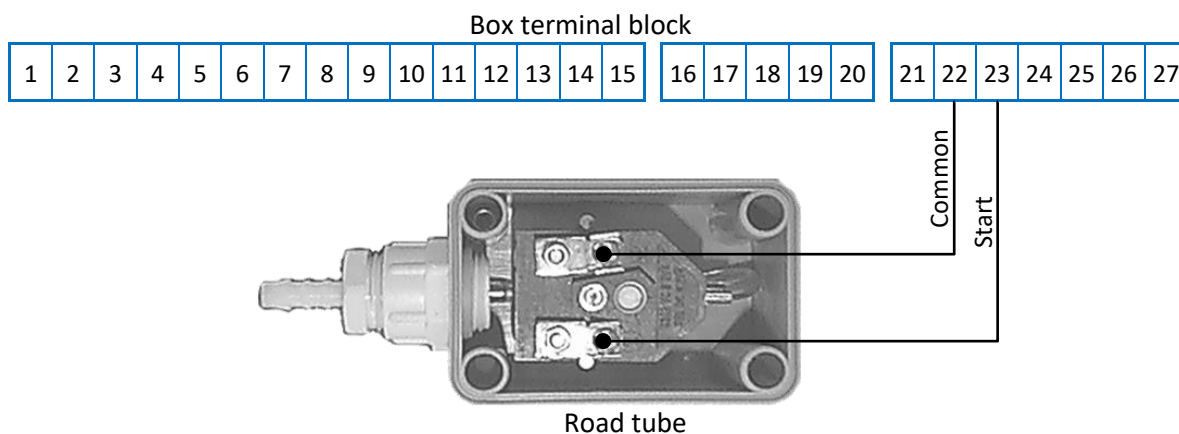
### Road tube

With the **PIC 4410**,  
**OP'DRIVE 3.0** or **CS 300/320** boxes

#### Connection with a PIC 4410 box



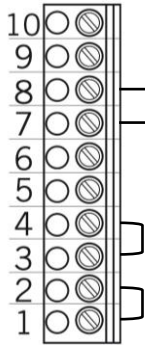
#### Connection with an OP'DRIVE 3.0 box




(Document reserved for installers)

## Connection with a CS 300/320 box

### X3 terminal strip



Box terminal block



Road tube

### **IMPORTANT, before connecting the ROAD TUBE :**

- Ensure that all of the instructions in the connection manual for the PIC 4410, OP'DRIVE 3.0 or CS 300/320 boxes have been followed.
- Ensure the box is well sealed in relation to the wall support using a flexible sealant.