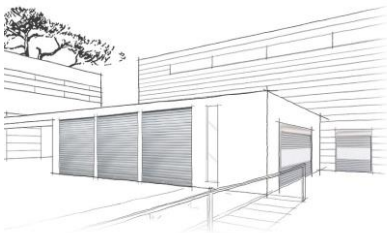


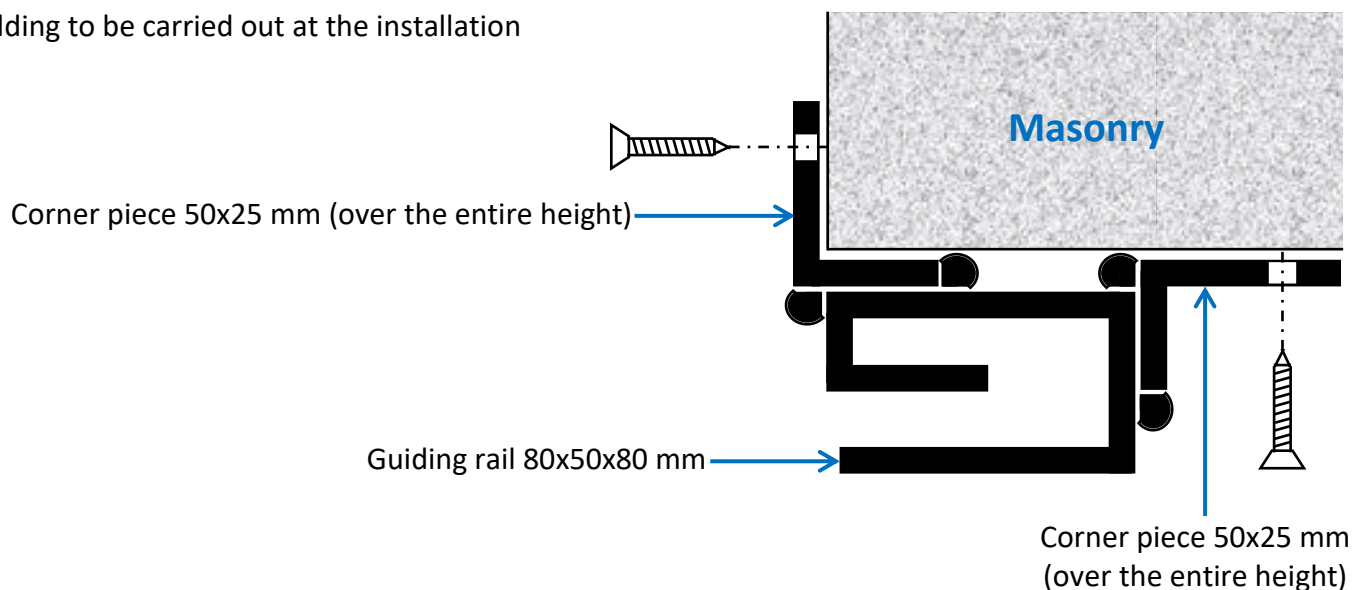
FIXING

Storm hooks for hurricane rolling shutters



Murax P110 shutter
Axle diameter = 273 mm

 Welding to be carried out at the installation

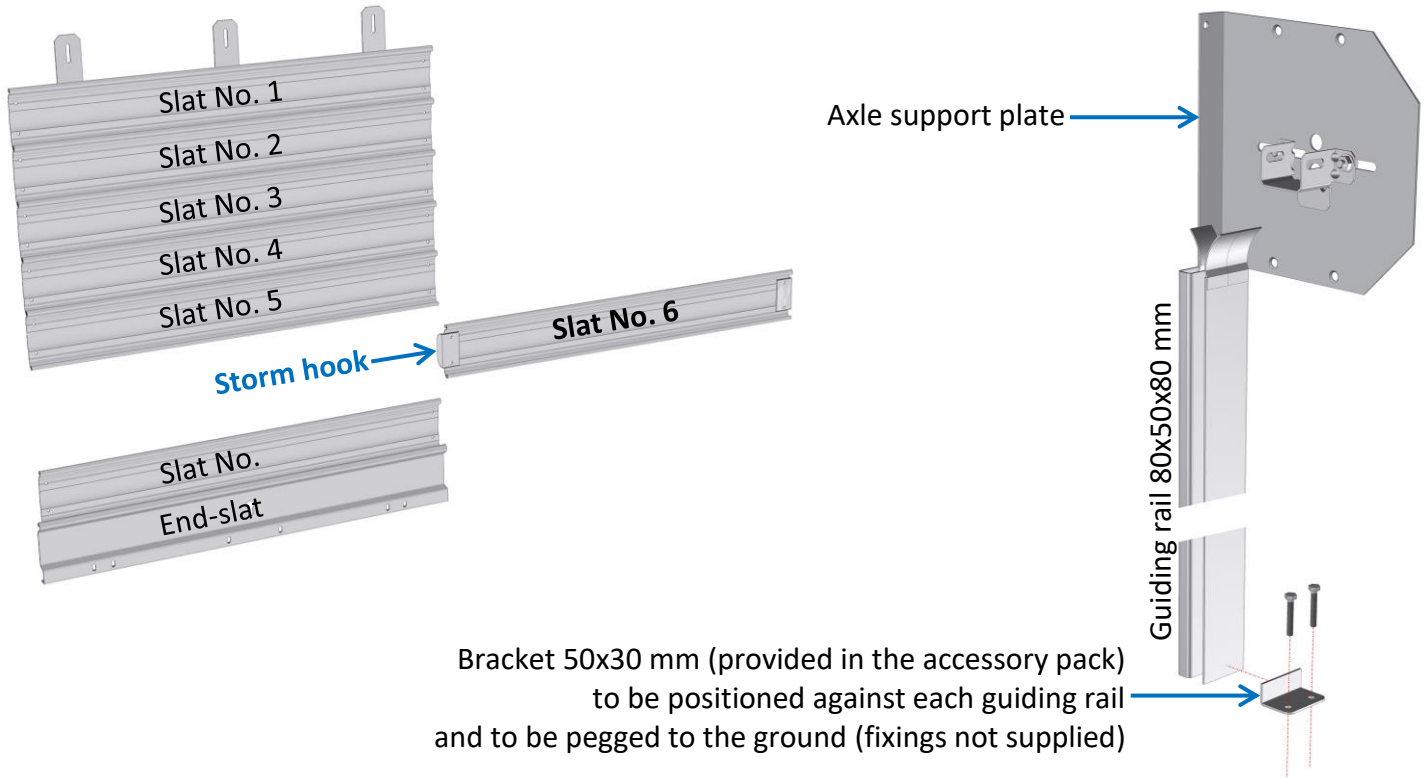


**If the reinforced clamps are welded onto the guiding rail :
The corner piece of 50x25 mm must be recut, in order to fix it between the clamps.**

(Document reserved for installers)



It is essential to follow the assembly order of the slats, starting from the winding axle (non-compliance will lead to incorrect functioning).



No. of slats with storm hooks, for axle of Ø273 mm :

6 - 11 - 16 - 21 - 26 - 28 - 32 - 37 - 39 - 44 - 49 - 54 - 59 - 64 - 69 - 74 - 79 - 84 - 90 - 94 - 99.

Clearance to be maintained for shutters equipped with storm hooks

IMPORTANT : Slats with storm hooks must be arranged as per the order stipulated above. Non-compliance with the assembly order of slats, will lead to incorrect functioning.

